

4-Pack Instructions For Catheter, Pericare, & Barrier



theraworxpro.com

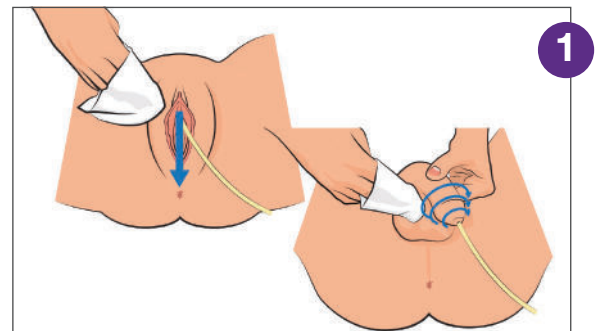


Instructions For Use - Female and Male Procedure

TOWEL

1

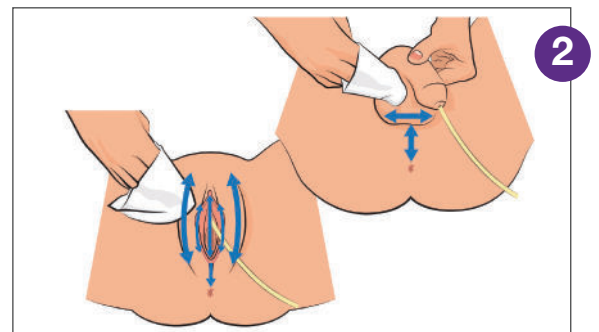
- Use the 1st side of towel to clean the foley catheter tube up to the trifurcation.
- Turn towel over and use the 2nd side to clean the urethral opening (meatal and labia) for females and urethral opening (meatal and glans) for males.



TOWEL

2

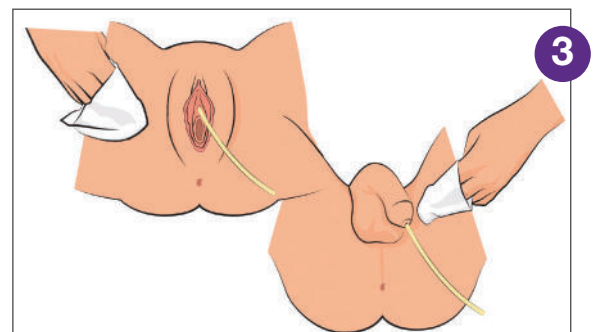
- Use 1st of side of towel to clean the left inner and outer labia for females and left side of shaft for males.
- Turn towel over and use the 2nd side to clean the the right inner and outer labia for females and right side of shaft for males.



TOWEL

3

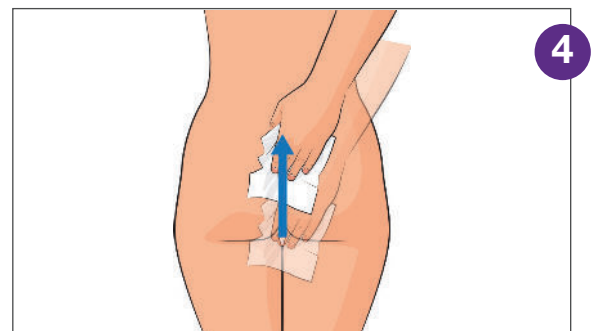
- Use the 1st side of towel to clean the left groin area.
- Turn towel over and use to clean the right groin area.



TOWEL

4

- Use the 1st side of towel to wipe both buttocks for skin protection.
- Turn towel over and use the 2nd side to do an anal cleanse.



Do not
rinse.



Allow to air
dry 30
seconds.



Dispose of
properly.



Do not
flush.